

INSTRUCTIONS FOR ONLINE FEE PAYMENT THROUGH MOBILE APP

The Fee payment option through e-Care pro is available on Parents Panel only.

The e-Care Contact details for any query regarding login ID is 7388700549.

Kindly follow all the 4 steps given below:-



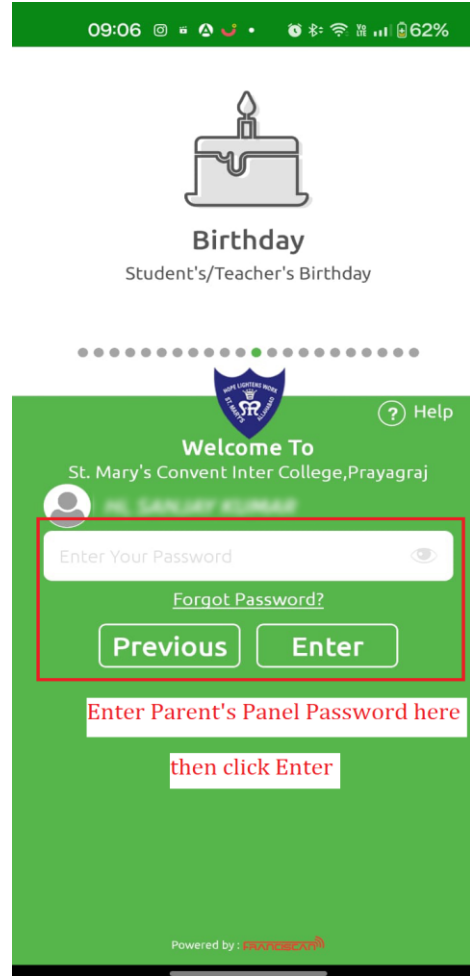
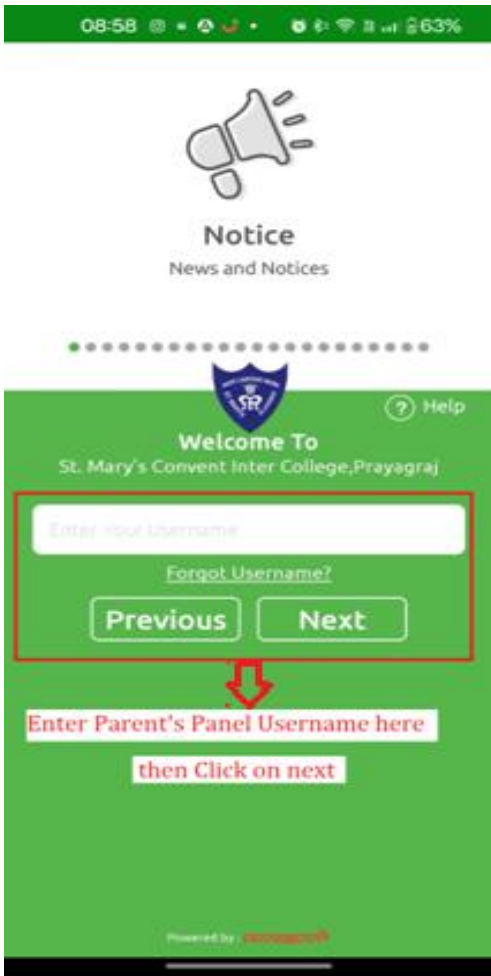
Step 1: Kindly download Franciscan e-Care pro App from Play store.

Step 2: Enter School code: **SMCPRJ**

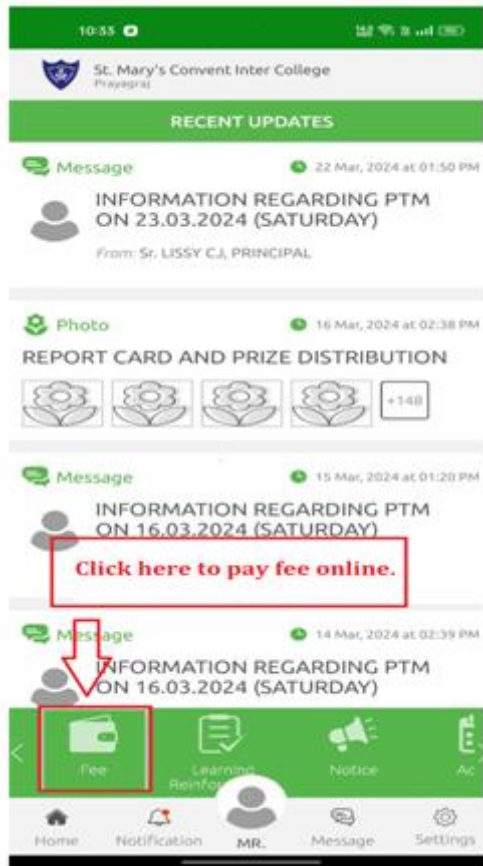
The screenshot shows the mobile app interface for Franciscan e-Care Pro. At the top, there is a status bar with the time 09:59 and 59% battery. Below the status bar is a 'Help' icon. The app logo 'FRANCISCAN care PRO' is displayed, with the tagline 'WE VALUE YOUR CARE'. The main screen prompts the user to 'Please Enter School/College Code' and features a six-digit input field. A red box highlights the input field, and a red arrow points from it to the text 'Enter School Code here : SMCPRJ'. Below the input field is a green 'Continue' button. At the bottom, there is a footer that says 'Powered by : franciscan'.



Step3: Enter Parent's username and password.



Step 4:- Click on Fee tab for online Payment.



Note: - You can now pay your ward's Fee as per your requirement.

Fee Tab will be activated from 1st April, 2024 (12:01 AM).